

LAST UPDATED: NOVEMBER 15, 2016

PERMITTEE NAME / ADDRESS
 NAME MWRA
 ADDRESS CHARLESTOWN NAVY YARD
 100 FIRST AVE
 BOSTON MA 02129
 FACILITY MWRA
 LOCATION BOSTON MA 02129
 ATTN: Michael Hornbrook

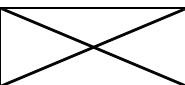
DEER ISLAND TREATMENT PLANT
 NATIONAL POLLUTANT DISCHARGE ELIMINATION SYSTEM (NPDES)
 OCTOBER 2016 - DISCHARGE MONITORING REPORT (DMR)


| MA0103284 | | | T01 A | | |
|-------------------|----|-----|------------------|----|-----|
| PERMIT NUMBER | | | DISCHARGE NUMBER | | |
| MONITORING PERIOD | | | | | |
| FROM | | | TO | | |
| YEAR | MO | DAY | YEAR | MO | DAY |
| 16 | 10 | 1 | 16 | 10 | 31 |

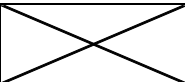
MAJOR
 (SUBR E)
 TUNNEL DISCHARGE

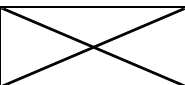
*** NO DISCHARGE ***


| PARAMETER | | QUANTITY OR LOADING | | | QUANTITY OR LOADING | | | | NO. EX | FREQUENCY OF ANALYSIS | SAMPLE TYPE |
|---|--------------------|---------------------|-------|-------|---------------------|--------------------|--------------------|-------|--------|-----------------------|-------------|
| | | VALUE | VALUE | UNITS | VALUE | VALUE | VALUE | UNITS | | | |
| PH Effluent Gross | SAMPLE MEASUREMENT | ***** | ***** | | 6.6 | ***** | 7.0 | SU | 0 | 02 / 01 | GR |
| | PERMIT MEASUREMENT | ***** | ***** | | 6 MINIMUM | ***** | 9 MAXIMUM | SU | | Daily | GRAB |
| Solids, Total Suspended Effluent Gross | SAMPLE MEASUREMENT | ***** | ***** | | 7.4 | 10.5 | 26.5 | mg/L | 0 | 01 / 01 | 24 |
| | PERMIT MEASUREMENT | ***** | ***** | | 30 MO AVG | 45 WKLY AVG | Req. Mon. DAILY MX | mg/L | | Daily | COMP24 |
| Solids, Total Suspended Raw Sewage Influent | SAMPLE MEASUREMENT | ***** | ***** | | 230.0 | 303.0 | 413.5 | mg/L | 0 | 01 / 01 | 24 |
| | PERMIT MEASUREMENT | ***** | ***** | | Req. Mon. MO AVG | Req. Mon. WKLY AVG | Req. Mon. DAILY MX | mg/L | | Daily | COMP24 |
| Solids, Settleable Effluent Gross | SAMPLE MEASUREMENT | ***** | ***** | | ***** | 0.03 | 0.20 | mL/L | 0 | 01 / 01 | GR |
| | PERMIT MEASUREMENT | ***** | ***** | | ***** | Req. Mon. WKLY AVG | Req. Mon. DAILY MX | mL/L | | Daily | GRAB |
| Nitrogen, ammonia total (as N) Effluent Gross | SAMPLE MEASUREMENT | ***** | ***** | | 36.56 | ***** | ***** | mg/L | 0 | 07 / 30 | 24 |
| | PERMIT MEASUREMENT | ***** | ***** | | Req. Mon. MO AVG | ***** | ***** | mg/L | | Once per month | COMP24 |
| Nitrogen, nitrite total (as N) Effluent Gross | SAMPLE MEASUREMENT | ***** | ***** | | 0.05 | ***** | ***** | mg/L | 0 | 05 / 30 | 24 |
| | PERMIT MEASUREMENT | ***** | ***** | | Req. Mon. MO AVG | ***** | ***** | mg/L | | Once per month | COMP24 |
| Nitrogen, nitrate total (as N) Effluent Gross | SAMPLE MEASUREMENT | ***** | ***** | | 0.07 | ***** | ***** | mg/L | 0 | 05 / 30 | 24 |
| | PERMIT MEASUREMENT | ***** | ***** | | Req. Mon. MO AVG | ***** | ***** | mg/L | | Once per month | COMP24 |

| PARAMETER |  | QUANTITY OR LOADING | | | QUANTITY OR LOADING | | | | NO. EX | FREQUENCY OF ANALYSIS | SAMPLE TYPE |
|---|---|---------------------|-------|-------|---------------------|-------|--------------------|-------|--------|-----------------------|-------------|
| | | VALUE | VALUE | UNITS | VALUE | VALUE | VALUE | UNITS | | | |
| Nitrogen, Kjeldahl total (as N) Effluent Gross | SAMPLE MEASUREMENT | ***** | ***** | | 37.58 | ***** | ***** | mg/L | 0 | 05 / 30 | 24 |
| | PERMIT MEASUREMENT | ***** | ***** | | Req. Mon. MO AVG | ***** | ***** | mg/L | | Once per month | COMP24 |
| Chloride (as Cl) Raw Sewage Influent | SAMPLE MEASUREMENT | ***** | ***** | | ***** | ***** | 996 | mg/L | 0 | 01 / 01 | GR |
| | PERMIT MEASUREMENT | ***** | ***** | | ***** | ***** | Req. Mon. DAILY MX | mg/L | | Daily | GRAB |
| Arsenic, total (as As) Effluent Gross | SAMPLE MEASUREMENT | ***** | ***** | | 0.0 | ***** | 0.0 | µg/L | 0 | 02 / 30 | 24 |
| | PERMIT MEASUREMENT | ***** | ***** | | Req. Mon. MO AVG | ***** | Req. Mon. DAILY MX | µg/L | | Once per month | COMP24 |
| Copper, total recoverable Effluent Gross | SAMPLE MEASUREMENT | ***** | ***** | | 5.55 | ***** | 8.16 | µg/L | 0 | 04 / 30 | 24 |
| | PERMIT MEASUREMENT | ***** | ***** | | Req. Mon. MO AVG | ***** | Req. Mon. DAILY MX | µg/L | | Once per month | COMP24 |
| Coliform, fecal - % samples exceeds limit Effluent Gross | SAMPLE MEASUREMENT | ***** | ***** | | 0.0 | ***** | ***** | % | 0 | 03 / 01 | GR |
| | PERMIT MEASUREMENT | ***** | ***** | | 10 MAXIMUM | ***** | ***** | % | | Three per day | GRAB |
| PCB-1016 Effluent Gross | SAMPLE MEASUREMENT | ***** | ***** | | 0.0 | ***** | 0.0 | µg/L | 0 | 01 / 30 | 24 |
| | PERMIT MEASUREMENT | ***** | ***** | | 0.000045 MO AVG | ***** | Req. Mon. DAILY MX | µg/L | | Once per month | COMP24 |
| 4, 4'-DDT Effluent Gross | SAMPLE MEASUREMENT | ***** | ***** | | 0.0 | ***** | 0.0 | µg/L | 0 | 01 / 30 | 24 |
| | PERMIT MEASUREMENT | ***** | ***** | | Req. Mon. MO AVG | ***** | Req. Mon. DAILY MX | µg/L | | Once per month | COMP24 |

| PARAMETER |  | QUANTITY OR LOADING | | | QUANTITY OR LOADING | | | | NO. EX | FREQUENCY OF ANALYSIS | SAMPLE TYPE |
|--|---|---------------------|-------|-------|---------------------|-------|-----------------------|-------|--------|-----------------------|-------------|
| | | VALUE | VALUE | UNITS | VALUE | VALUE | VALUE | UNITS | | | |
| Aldrin Effluent Gross | SAMPLE MEASUREMENT | ***** | ***** | | 0.0 | ***** | 0.0 | µg/L | 0 | 01 / 30 | 24 |
| | PERMIT MEASUREMENT | ***** | ***** | | Req. Mon. MO AVG | ***** | Req. Mon. DAILY MX | µg/L | | Once per month | COMP24 |
| Chlorodane, alpha, whole water Effluent Gross | SAMPLE MEASUREMENT | ***** | ***** | | 0.0 | ***** | 0.0 | µg/L | 0 | 01 / 30 | 24 |
| | PERMIT MEASUREMENT | ***** | ***** | | Req. Mon. MO AVG | ***** | Req. Mon. DAILY MX | µg/L | | Once per month | COMP24 |
| Chlorodane (tech mix. and metabolites) Effluent Gross | SAMPLE MEASUREMENT | ***** | ***** | | 0.0 | ***** | 0.0 | µg/L | 0 | 01 / 30 | 24 |
| | PERMIT MEASUREMENT | ***** | ***** | | Req. Mon. MO AVG | ***** | Req. Mon. DAILY MX | µg/L | | Once per month | COMP24 |
| Dieldrin Effluent Gross | SAMPLE MEASUREMENT | ***** | ***** | | 0.0 | ***** | 0.0 | µg/L | 0 | 01 / 30 | 24 |
| | PERMIT MEASUREMENT | ***** | ***** | | Req. Mon. MO AVG | ***** | Req. Mon. DAILY MX | µg/L | | Once per month | COMP24 |
| Heptachlor Effluent Gross | SAMPLE MEASUREMENT | ***** | ***** | | 0.0 | ***** | 0.0 | µg/L | 0 | 01 / 30 | 24 |
| | PERMIT MEASUREMENT | ***** | ***** | | Req. Mon. MO AVG | ***** | Req. Mon. DAILY MX | µg/L | | Once per month | COMP24 |
| Heptachlor epoxide Effluent Gross | SAMPLE MEASUREMENT | ***** | ***** | | 0.0 | ***** | 0.0 | µg/L | 0 | 01 / 30 | 24 |
| | PERMIT MEASUREMENT | ***** | ***** | | Req. Mon. MO AVG | ***** | Req. Mon. DAILY MX | µg/L | | Once per month | COMP24 |
| PCB-1221 Effluent Gross | SAMPLE MEASUREMENT | ***** | ***** | | 0.0 | ***** | 0.0 | µg/L | 0 | 01 / 30 | 24 |
| | PERMIT MEASUREMENT | ***** | ***** | | 0.000045 MO AVG | ***** | Req. Mon. DAILY MX | µg/L | | Once per month | COMP24 |

| PARAMETER |  | QUANTITY OR LOADING | | | QUANTITY OR LOADING | | | | NO. EX | FREQUENCY OF ANALYSIS | SAMPLE TYPE |
|---|---|---------------------|-------|-------|---------------------|-------|-----------------------|-------|--------|-----------------------|-------------|
| | | VALUE | VALUE | UNITS | VALUE | VALUE | VALUE | UNITS | | | |
| PCB-1232 Effluent Gross | SAMPLE MEASUREMENT | ***** | ***** | | 0.0 | ***** | 0.0 | µg/L | 0 | 01 / 30 | 24 |
| | PERMIT MEASUREMENT | ***** | ***** | | 0.000045 MO AVG | ***** | Req. Mon. DAILY MX | µg/L | | Once per month | COMP24 |
| PCB-1242 Effluent Gross | SAMPLE MEASUREMENT | ***** | ***** | | 0.0 | ***** | 0.0 | µg/L | 0 | 01 / 30 | 24 |
| | PERMIT MEASUREMENT | ***** | ***** | | 0.000045 MO AVG | ***** | Req. Mon. DAILY MX | µg/L | | Once per month | COMP24 |
| PCB-1248 Effluent Gross | SAMPLE MEASUREMENT | ***** | ***** | | 0.0 | ***** | 0.0 | µg/L | 0 | 01 / 30 | 24 |
| | PERMIT MEASUREMENT | ***** | ***** | | 0.000045 MO AVG | ***** | Req. Mon. DAILY MX | µg/L | | Once per month | COMP24 |
| PCB-1254 Effluent Gross | SAMPLE MEASUREMENT | ***** | ***** | | 0.0 | ***** | 0.0 | µg/L | 0 | 01 / 30 | 24 |
| | PERMIT MEASUREMENT | ***** | ***** | | 0.000045 MO AVG | ***** | Req. Mon. DAILY MX | µg/L | | Once per month | COMP24 |
| PCB-1260 Effluent Gross | SAMPLE MEASUREMENT | ***** | ***** | | 0.0 | ***** | 0.0 | µg/L | 0 | 01 / 30 | 24 |
| | PERMIT MEASUREMENT | ***** | ***** | | 0.000045 MO AVG | ***** | Req. Mon. DAILY MX | µg/L | | Once per month | COMP24 |
| Polychlorinated biphenyls (PCBs) Effluent Gross | SAMPLE MEASUREMENT | ***** | ***** | | 0.00056 | ***** | 0.00114 | µg/L | 0 | 04 / 30 | 24 |
| | PERMIT MEASUREMENT | ***** | ***** | | Req. Mon. MO AVG | ***** | Req. Mon. DAILY MX | µg/L | | Once per month | COMP24 |
| Hexachlorobenzene Effluent Gross | SAMPLE MEASUREMENT | ***** | ***** | | 0.00 | ***** | 0.00 | µg/L | 0 | 01 / 30 | 24 |
| | PERMIT MEASUREMENT | ***** | ***** | | Req. Mon. MO AVG | ***** | Req. Mon. DAILY MX | µg/L | | Once per month | COMP24 |

| PARAMETER |  | QUANTITY OR LOADING | | | QUANTITY OR LOADING | | | | NO. EX | FREQUENCY OF ANALYSIS | SAMPLE TYPE |
|---|---|---------------------|--------------------|-------|---------------------|----------------|--------------------|---------|--------|-----------------------|-------------|
| | | VALUE | VALUE | UNITS | VALUE | VALUE | VALUE | UNITS | | | |
| Gamma chlordane, whole water Effluent Gross | SAMPLE MEASUREMENT | ***** | ***** | | 0.0 | ***** | 0.0 | µg/L | 0 | 01 / 30 | 24 |
| | PERMIT MEASUREMENT | ***** | ***** | | Req. Mon. MO AVG | ***** | Req. Mon. DAILY MX | µg/L | | Once per month | COMP24 |
| Flow, in conduit or thru treatment plant Effluent Gross | SAMPLE MEASUREMENT | 260.6 | 461.9 | mgd | ***** | ***** | ***** | | 0 | 99 / 99 | RC |
| | PERMIT MEASUREMENT | Req. Mon. MO AVG | Req. Mon. DAILY MX | mgd | ***** | ***** | ***** | | | Continuous | RCORDR |
| Chlorine, total residual Effluent Gross | SAMPLE MEASUREMENT | ***** | ***** | | 0 | ***** | 0 | µg/L | 0 | 03 / 01 | GR |
| | PERMIT MEASUREMENT | ***** | ***** | | 456 MO AVG | ***** | 631 DAILY MX | µg/L | | Three per day | GRAB |
| Mercury, total (as HG) Effluent Gross | SAMPLE MEASUREMENT | ***** | ***** | | 0.0035 | ***** | 0.006 | µg/L | 0 | 04 / 30 | 24 |
| | PERMIT MEASUREMENT | ***** | ***** | | Req. Mon. MO AVG | ***** | Req. Mon. DAILY MX | µg/L | | Once per month | COMP24 |
| Coliform, fecal general Effluent Gross | SAMPLE MEASUREMENT | ***** | ***** | | ***** | 7 | 17 | #/100mL | 0 | 03 / 01 | GR |
| | PERMIT MEASUREMENT | ***** | ***** | | ***** | 14000 WKLY GEO | 14000 DAILY MX | #/100mL | | Three per day | GRAB |
| Coliform, fecal general See Comments | SAMPLE MEASUREMENT | ***** | ***** | | 'g' | 'g' | 'g' | | | | |
| | PERMIT MEASUREMENT | ***** | ***** | | 200 MO GEO | 200 MEDIAN | 400 DAILY MX | #/100mL | | Three per day | GRAB |
| Cyanide, total recoverable Effluent Gross | SAMPLE MEASUREMENT | ***** | ***** | | 0.0 | ***** | 0.0 | µg/L | 0 | 02 / 30 | GR |
| | PERMIT MEASUREMENT | ***** | ***** | | Req. Mon. MO AVG | ***** | Req. Mon. DAILY MX | µg/L | | Once per month | GRAB |

| PARAMETER |  | QUANTITY OR LOADING | | | QUANTITY OR LOADING | | | | NO. EX | FREQUENCY OF ANALYSIS | SAMPLE TYPE |
|---|---|---|------------------|--------|---------------------|--------------------|--------------------|---------------------------------|--------|-----------------------|-------------|
| | | VALUE | VALUE | UNITS | VALUE | VALUE | VALUE | UNITS | | | |
| Volatile fraction organics (EPA 624) Effluent Gross | SAMPLE MEASUREMENT | ***** | ***** | | 0.00 | ***** | 0.00 | µg/L | 0 | 02 / 30 | GR |
| | PERMIT MEASUREMENT | ***** | ***** | | Req. Mon. MO AVG | ***** | Req. Mon. DAILY MX | µg/L | | Once per month | GRAB |
| CBOD5/NH3-N Effluent Gross | SAMPLE MEASUREMENT | ***** | ***** | | 6.4 | 8.4 | 16.1 | mg/L | 0 | 01 / 01 | 24 |
| | PERMIT MEASUREMENT | ***** | ***** | | 25 MO AVG | 40 WKLY AVG | Req. Mon. DAILY MX | mg/L | | Daily | COMP24 |
| CBOD5/NH3-N Raw Sewage Influent | SAMPLE MEASUREMENT | ***** | ***** | | 136.8 | 155.5 | 178.8 | mg/L | 0 | 01 / 01 | 24 |
| | PERMIT MEASUREMENT | ***** | ***** | | Req. Mon. MO AVG | Req. Mon. WKLY AVG | Req. Mon. DAILY MX | mg/L | | Daily | COMP24 |
| FLOW, TOTAL EFFLUENT GROSS VALUE | SAMPLE MEASUREMENT | 254.2 | 229.8 | mgal/d | ***** | ***** | ***** | | 0 | 99 / 99 | CA |
| | PERMIT MEASUREMENT | 436 ANNL AVG | Req. Mon. MO AVG | mgal/d | ***** | ***** | ***** | | | Continuous | RCOTOT |
| | | | | | | | | | | | |
| | | | | | | | | | | | |
| | | | | | | | | | | | |
| | | | | | | | | | | | |
| NAME / TITLE PRINCIPAL EXECUTIVE OFFICER | | I CERTIFY UNDER PENALTY OF LAW THAT I HAVE PERSONALLY EXAMINED AND AM FAMILIAR WITH THE INFORMATION SUBMITTED HEREIN; AND BASED ON MY INQUIRY OF THOSE INDIVIDUALS IMMEDIATELY RESPONSIBLE FOR OBTAINING THE INFORMATION, I BELIEVE THE SUBMITTED INFORMATION IS TRUE, ACCURATE AND COMPLETE. I AM AWARE THAT THERE ARE SIGNIFICANT PENALTIES FOR SUBMITTING FALSE INFORMATION, INCLUDING THE POSSIBILITY OF FINE AND IMPRISONMENT. | | | | | | See original form for signature | | TELEPHONE | DATE |
| Michael J. Hornbrook Chief Operating Officer | | | | | | | | | | (617)788-4359 | 11/15/2016 |

LAST UPDATED: OCTOBER 31, 2016

DEER ISLAND TREATMENT PLANT
NATIONAL POLLUTANT DISCHARGE ELIMINATION SYSTEM (NPDES)

OCTOBER 2016 - DISCHARGE MONITORING REPORT

PERMITTEE NAME / ADDRESS
NAME MWRA
ADDRESS CHARLESTOWN NAVY YARD
100 FIRST AVE
BOSTON MA 02129
FACILITY MWRA
LOCATION BOSTON MA 02129
ATTN: Michael Hornbrook

| MA0103284 | | | T01 T | | |
|-------------------|----|-----|------------------|----|-----|
| PERMIT NUMBER | | | DISCHARGE NUMBER | | |
| MONITORING PERIOD | | | | | |
| FROM | | | TO | | |
| YEAR | MO | DAY | YEAR | MO | DAY |
| 16 | 10 | 1 | 16 | 10 | 31 |

MAJOR
(SUBR E)
TUNNEL WET DATA

*** NO DISCHARGE ***

| PARAMETER | | QUANTITY OR LOADING | | | QUANTITY OR LOADING | | | | NO. EX | FREQUENCY OF ANALYSIS | SAMPLE TYPE |
|--|--------------------|---|-------|-------|---------------------|-------|-------|---------------------------------|--------|-----------------------|-------------|
| | | VALUE | VALUE | UNITS | VALUE | VALUE | VALUE | UNITS | | | |
| LC50 Static 48Hr Acute Mysid. Bahia Effluent Gross | SAMPLE MEASUREMENT | ***** | ***** | | 83.4 | ***** | ***** | % | 0 | 01 / 30 | 24 |
| | PERMIT MEASUREMENT | ***** | ***** | | 50 DAILY MN | ***** | ***** | % | | Once per month | COMP24 |
| LC50 48Hr Acute Menidia Effluent Gross | SAMPLE MEASUREMENT | ***** | ***** | | 67.9 | ***** | ***** | % | 0 | 01 / 30 | 24 |
| | PERMIT MEASUREMENT | ***** | ***** | | 50 DAILY MN | ***** | ***** | % | | Once per month | COMP24 |
| Noel Static 1Hr Fert. Chronic Arbacia Effluent Gross | SAMPLE MEASUREMENT | ***** | ***** | | 100 | ***** | ***** | % | 0 | 01 / 30 | 24 |
| | PERMIT MEASUREMENT | ***** | ***** | | DAILY MN | ***** | ***** | % | | Once per month | COMP24 |
| Noael Statre 7Day Chronic Menidia Effluent Gross | SAMPLE MEASUREMENT | ***** | ***** | | 50 | ***** | ***** | % | 0 | 01 / 30 | 24 |
| | PERMIT MEASUREMENT | ***** | ***** | | 1.5 DAILY MN | ***** | ***** | % | | Once per month | COMP24 |
| | | | | | | | | | | | |
| | | | | | | | | | | | |
| | | | | | | | | | | | |
| NAME / TITLE PRINCIPAL EXECUTIVE OFFICER | | I CERTIFY UNDER PENALTY OF LAW THAT I HAVE PERSONALLY EXAMINED AND AM FAMILIAR WITH THE INFORMATION SUBMITTED HEREIN; AND BASED ON MY INQUIRY OF THOSE INDIVIDUALS IMMEDIATELY RESPONSIBLE FOR OBTAINING THE INFORMATION, I BELIEVE THE SUBMITTED INFORMATION IS TRUE, ACCURATE AND COMPLETE. I AM AWARE THAT THERE ARE SIGNIFICANT PENALTIES FOR SUBMITTING FALSE INFORMATION, INCLUDING THE POSSIBILITY OF FINE AND IMPRISONMENT. | | | | | | See original form for signature | | TELEPHONE | DATE |
| Michael J. Hornbrook Chief Operating Officer | | | | | | | | | | (617)788-4359 | 11/30/2016 |